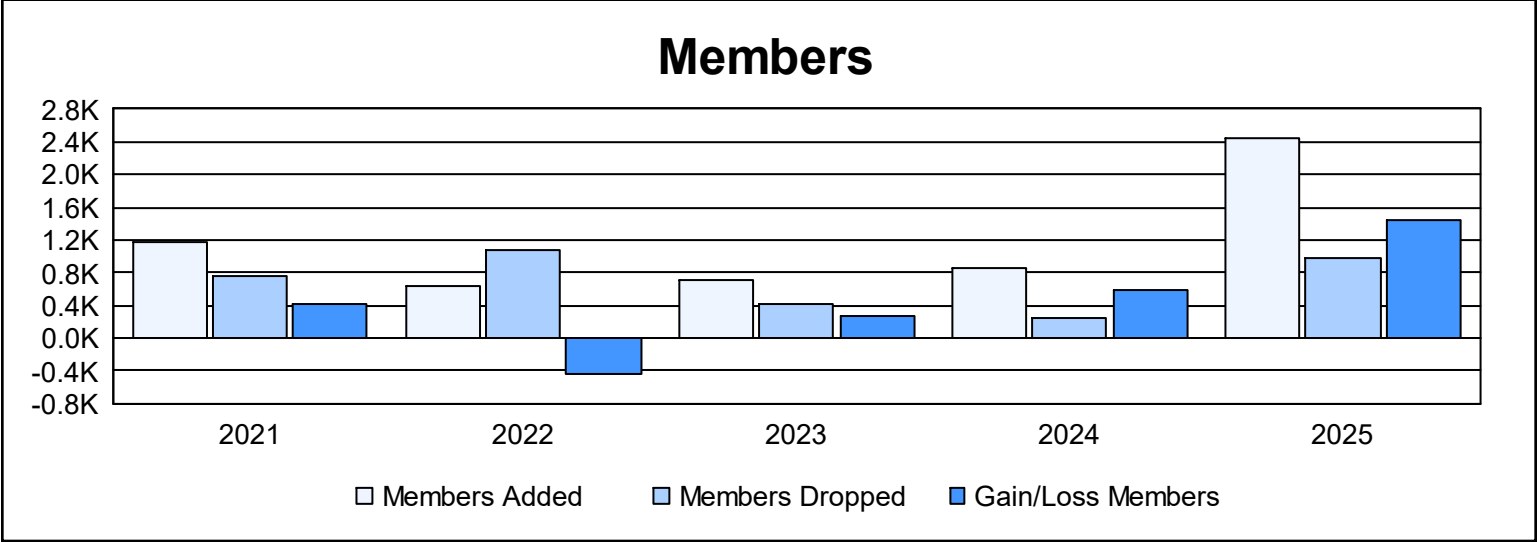
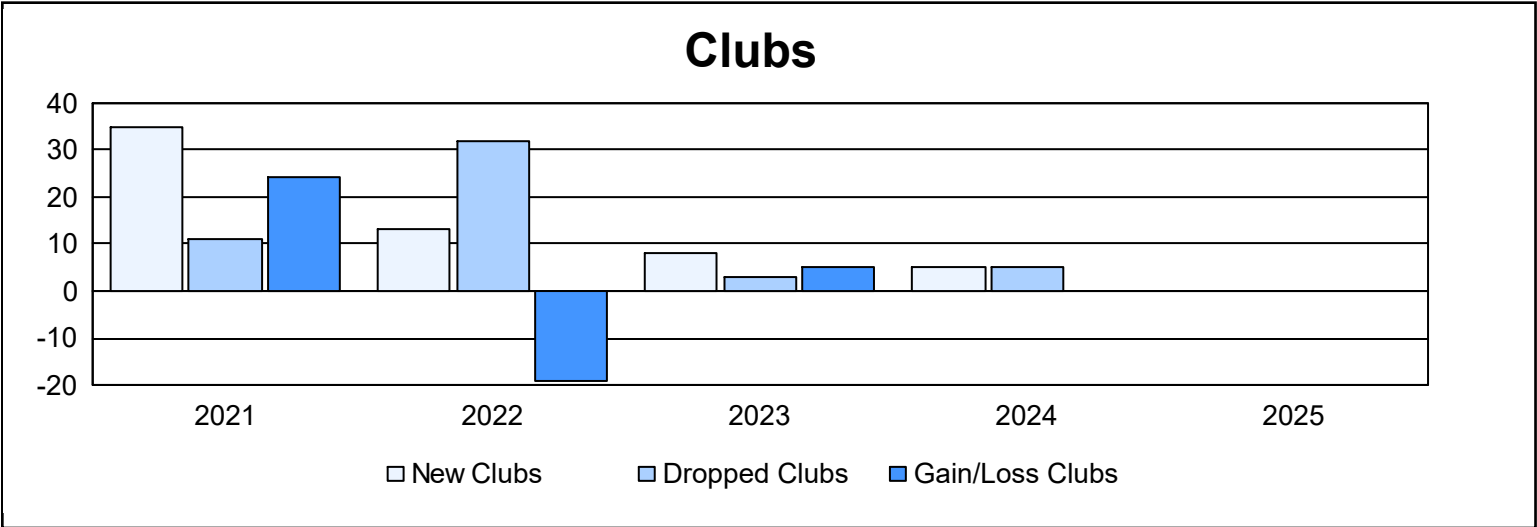
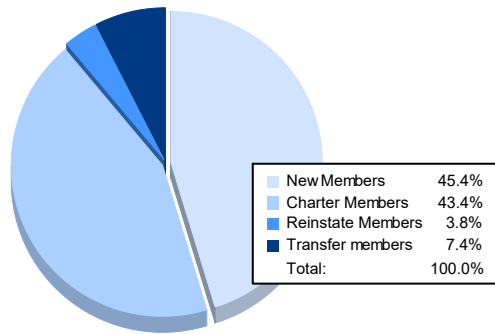


Year	New Clubs	Dropped Clubs	Gain/ Loss Clubs	New Members	Charter Members	Reinstate Members	Transfer Members	Total Member Added	Total Members Dropped	Gain/ Loss Members
2020-2021	35	11	24	239	822	106	15	1,182	769	413
2021-2022	13	32	-19	184	378	40	35	637	1,078	-441
2022-2023	8	3	5	386	264	25	26	701	421	280
2023-2024	5	5	0	633	197	10	9	849	256	593
2024-2025				1,109	1,060	94	180	2,443	988	1,455
Average	15	13	3	510	544	55	53	1,162	702	460



### Membership Composition June 2025 Cumulative



### Gender Composition June 2025 Cumulative

